

KARI CAJANDER  
MIKKELINTIE 351  
53830 LAPPEENRANTA

# The American Yankee

MODEL AA-1

# Parts Catalog

THIS CATALOG SUPERSEDES ALL PREVIOUS AA-1 CATALOGS

ORIGINAL ISSUE

OCTOBER 1968

REVISED JUNE 1970

PLEASE CORRECT CATALOG TO THIS REVISION

*American Aviation Corporation*

318 Bishop Road, Cleveland Ohio 44143  
Cable Address: AMERICAV



## LIST OF REVISED PAGES ISSUED

INSERT LATEST REVISED PAGES. DESTROY SUPERSEDED F

PAGE NO.

TITLE PAGE	Revised June 1970	Replace existing page
"A" PAGE	Revised June 1970	Replace existing page
i	Revised June 1970	Replace Introduction
ii	Revised June 1970	Replace Finish & Trim Plate
iii & iv	New June 1970	Add to catalog
v thru x	Revised June 1970	Replace pages i thru v
14B thru 17	Revised June 1970	Replace existing pages
17A & 17B	New June 1970	Add to catalog
22 thru 25	Revised June 1970	Replace existing pages
28A thru 28D	New June 1970	Add to catalog
29 thru 31	Revised June 1970	Replace existing pages
31A & 31B	New June 1970	Add to catalog
36 thru 38	Revised June 1970	Replace existing pages
38A thru 38D	New June 1970	Add to catalog
61 & 62	Revised June 1970	Replace existing pages
62A & 62B	New June 1970	Add to catalog
82	Revised June 1970	Replace existing p
105	Revised June 1970	Replace existing p
113 thru 132	New June 1970	Add to catalog



## INTRODUCTION

This illustrated Parts Catalog has been prepared to aid you in easily and quickly identifying parts of the model covered herein.

This catalog features an index system consisting of:

1. An alphabetical index located in the front of the catalog.
2. A numerical index located in the back of the catalog.

**USABLE ON CODES . . . .** Serial listings in this catalog are noted by a letter code located in the usable on code column which is the extreme right hand column of the parts list page. Usable on codes are applicable only to the figure on which they appear. The code letters and the serials to which they apply are listed at the end of the figure.

If no usable on code appears opposite a first column listing of the figure, the usage is applicable to all models and serials covered by this catalog. If no usable on code appears opposite any indented listing, the usage is applicable to all models and serials covered by the figure on which it appears.

**NON-INTERCHANGEABLE PARTS . . .** When parts are not interchangeable with earlier models, all parts applicable to the particular usage are listed. The letter code for the individual part usage is listed in the usable on column opposite each part. Care should be exercised in determining proper serial when ordering to insure receipt of correct part.

**INTERCHANGEABLE PARTS . . .** When a later design part is completely interchangeable with the part it replaces, both parts will be serialized and the notation "when exhausted use " will be entered following the listing of the earlier design part. This means that the earlier design part should be used on airplanes to which they apply until the supply of these parts is exhausted---after which time the later design part must be used. This is done to simplify stocking of parts by our dealers. The earlier part is as good, physically and functionally, as the later design part---the difference being the later design part can be used on more than one block of airplane serials.

## SYMBOLS AND PART NUMBER TERMS

**AR** - The symbol "AR" appearing in the units per assembly column denotes "As Required" and is used to indicate bulk quantity where an indefinite amount is used.

**LH & RH** - The symbols either LH or RH are used following the part nomenclature to denote either left hand or right hand parts.

## GROUP ASSEMBLY PARTS LIST ARRANGEMENT

This section lists all replaceable items in the airplane and these items are detailed on illustrations throughout the section. The index numbers on the illustration are keyed to each accompanying

parts list. The purpose of the index numbers is to provide complete and positive identification of the article. Index numbers should not be used for procurement purposes.

- a. The part number column identifies the item by part number.
- b. In the description column, relationship of items covered is shown by the degree of indentation of each item, for example: The wing assembly (Figure 2) is listed in column (1) of the description column. The assemblies that go into the wing are listed in column (2).
- c. Attaching parts are listed immediately beneath the item to be attached and preceding any detail parts of the item. They are listed in the same column as the item they attach and are preceded by the caption "Attaching Parts".
- d. The quantity listed in the "Units Per Assembly" column for attaching parts denotes the quantity necessary to attach only one part.
- e. The quantities listed in the "Units Per Assembly" column are the quantity used per figure.

## HOW TO ORDER

Use your catalog to order parts. Be sure to use Service Parts And Supply Order Form AA720, which will be supplied upon your request. Give complete information on addresses and make sure the part number and part description are as shown in the catalog. Be sure to specify quantities. Specify how the order is to be shipped, otherwise it will be sent in the manner that seems best for the shipper.

## SERIAL, COLOR

Be sure to indicate model and serial number of the airplane. Serial number is important to properly identify parts used on each airplane, when the color is involved. Be sure to specify color.

## DEALER ORDERS

Dealer will send all orders to the factory with instructions as to the shipping destination. The factory will not make C.O.D. shipment for the dealer and all billing will be made to the dealer in the case of direct shipments.

## RETAIL ORDERS

Retail orders will not be honored by the factory. They are to be placed with the dealer in the owner's territory, and when received directly by the factory, will be forwarded to the dealer from whose territory it was received. Considerable saving in time will result to the owner if his orders are placed with his dealer.



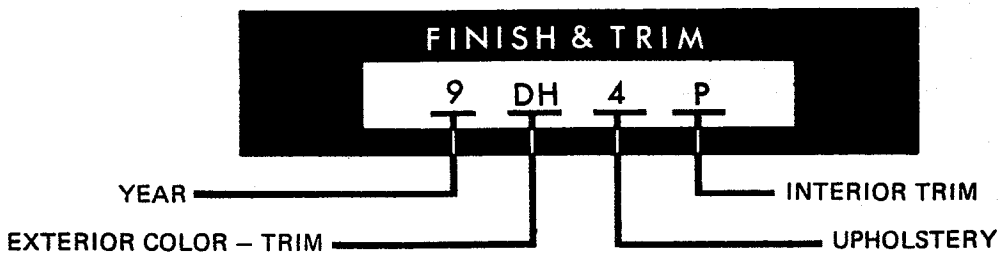
American Aviation Corporation reserves the right to cancel, add or change the parts and assemblies described in this catalog without notice.



## FINISH & TRIM PLATE

The "Finish and Trim" plate is located on the upper left corner of the firewall. On early models, it is located on the left side floor, under the carpet in front of the spar, next to the serial number plate.

The plate indicates the model year, exterior paint color, upholstery scheme and interior trim colors.

The following diagram is an example showing the sequence and definition of each code symbol on the "Finish and Trim" plate.



 <b>CODE CHART</b> PAINT & UPHOLSTERY COMBINATIONS YANKEE 								
YEAR	EXTERIOR PAINT		UPHOLSTERY		INTERIOR TRIM		SERIAL LISTING	
	Code	Color	Code	Color	Code	Color		
1 9 6 9	9	A	Regal Red (APS 1154-106)	2	Bone (Std)	P	Beige Haircell (APS 1154-701)	AA-1-0001 thru AA-1-0174
		B	Sauterne (APS 1154-104)	3	Nassau Blue			
		C	Riveria Blue (APS 1154-102)	4	Camel Tan			
		D	Emerald Green (APS 1154-101)	5	Prairie Beige			
		E	Flamingo (APS 1154-103)	6	Regal Red			
		F	Goldenrod (APS 1154-105)					
		G	Red Trim					
		H	White Trim					
		I	Black Trim					
		J	Brown Trim					
		K	Juneau White (APS 1154-109)					
	SP	Special Colors	1	Special Colors	SP	Special Colors		



<div style="display: flex; justify-content: space-between;"> <div style="text-align: center;"> <b>CODE CHART</b>                      PAINT &amp; UPHOLSTERY COMBINATIONS                      YANKEE                 </div> </div>								
YEAR	EXTERIOR PAINT			UPHOLSTERY		INTERIOR TRIM		SERIAL LISTING
	CODE	CODE	COLOR	CODE	COLOR	CODE	COLOR	
1 9 7 0	9	A	REGAL RED (APS 1154-106)	2	BONE (STD)	P	BEIGE HAIRCELL (APS 1154-701)	AA-1-0175  thru AA-1-0300
		B	SAUTERNE (APS 1154-104)	3	NASSAU BLUE			
		C	RIVIERA BLUE (APS 1154-102)	4	CAMEL TAN			
		D	EMERALD GREEN (APS 1154-101)	5	PRARIE BEIGE			
		E	FLAMINGO (APS 1154-103)	6	REGAL RED			
		F	GOLDENROD (APS 1154-105)					
		G	RED TRIM					
		H	WHITE TRIM					
		I	BLACK TRIM					
		J	BROWN TRIM					
		K	JUNEAU WHITE (APS 1154-109)					
	SP	SPECIAL COLORS	1	SPECIAL COLORS	SP	SPECIAL COLORS		
YEAR	EXTERIOR PAINT			UPHOLSTERY		INTERIOR TRIM		SERIAL LISTING
	CODE	CODE	COLOR	CODE	COLOR	CODE	COLOR	
1 9 7 0	0	A	REVOLUTION RED (APS 1154-106)	2	BONE (STD) (APS 1154-509)	P	BEIGE HAIRCELL (APS 1154-701)	AA-1-0300  & UP
		B	PIONEER BUFF (APS 1154-127)	3	BLUE (APS 1154-510)			
		C	PATRIOT BLUE (APS 1154-128)	4	ACORN (APS 1154-511)			
		D	MINUTEMAN GREEN (APS 1154-129)	5	BITTERSWEET (APS 1154-512)			
		E	ENTERPRISE ORANGE (APS 1154-130)	6	RED (APS 1154-513)			
		F	HERITAGE YELLOW (APS 1154-131)	7	OFF-WHITE (APS 1154-514)			
		G	RED TRIM (APS 154-805)					
		H	WHITE TRIM (APS 1154-801)					
		I	BLACK TRIM (APS 1154-802)					
		K	PILGRIM WHITE (APS 1154-109)					
		L	FRONTIER RUST (APS 1154-132)					
		M	BLUE TRIM (APS 1154-803)					
		N	ALUMINUM TRIM (APS 1154-804)					
			SP	SPECIAL COLORS	1			